



Welcome
to Year 3


Who is who?




Miss Harris
Head Teacher



Mr Frost
Deputy Headteacher
and SENCo



Mr Osborne
Phase 2 Lead



Mrs Kidd
Learning Support
Mentor

Who is who?



Miss Johns

Class Teacher


Tues am & Wed-Fri
all day



Mr Gonzalez

Class Teacher

Mon all day & Tues
pm



Mrs Getter

Teaching Assistant



Mrs Francis

Teaching Assistant

Key information

- PE days will be on **Tuesday** (Gym) and **Friday**. On these days children should come into school wearing their PE kits.
- Children must bring in a water bottle daily filled with water only. Your child will be encouraged to refill their water bottle during the day.
- Children must wear uniform each day as detailed in our school's uniform policy which can be found on our website. We ask that all uniform is clearly named to avoid lost items.
- Children must not wear any jewellery or wrist bands other than one stud in each ear (these should be removed or taped over for PE if newly pierced). A watch may be worn if appropriate. Nail varnish must not be worn.
- Year 6 are allowed to bring in a drawstring bag each day to keep any additional items that they may need. Children in other years should use their transparent folder (with green handle) to carry reading books and planner/reading records.
- Wansdyke is a nut free school, please ensure that your child/ren do not bring nuts and items of food that contain nuts into school at any time.

What does a day at school look like for my child in year 3?



Class Timetable 2024-25 Term 1

	8:45	9:05-9:20	9:20-10:00	10:00 - 10:45 Phase 1- 10:00 - 10:45 Phase 2- 9.50- 10:45	10:45 - 11:00	11:00 – 12:00	12:00 - 1:00	1:05 - 1:20	1.20- 1.40	1:40 – 2:30	2:30 -3:05	3:05- 3:20
Mon JG	Early morning task	Whole School Assembly (EH/NF)	RWInc (Phase 1) Whole Class Guided Reading (Phase 2)	Maths	Break	English	Lunch	Factual Fluency (Mastering Number Program in EYFS & KS1)	Spelling/ Handwriting	Science weeks 1-4 RE weeks 5-8		Hometime/ story time
Tues LJ am JG pm		Class Assembly (KS1)/ Phase assembly (KS2)		English		Gym			Spelling/ Handwriting	Maths	French	
Wed LJ		Class Assembly (KS2)/ Phase assembly (KS1)		Maths		English			Spelling/ Handwriting	Geography	Music	
Thurs LJ		Singing CG Or Reading assembly IQ		Maths		English			Spelling/ Handwriting	Computing (week 1-4) DT (week 5-8)	PSHE	
Fri LJ		Celebration (NF)		Maths		Spelling test English			Spelling/ Handwriting	PE	Quizzing (retrieval)	

What will children in year 3 be learning this year?

Term 1	Term 2	Term 3	Term 4	Term 5	Term 6
Wonderful world	Ancient world	Extreme Earth	Glorious Greeks TBC	Where we live	Incredible invaders TBC
Electrical circuits Local area linked to national parks DT – food Being me in my world Christianity – creation and gospels	Living things Stone Age to Iron Age Ancient art Celebrating differences Christianity – Christmas	Magnets Europe including trade links Bridges Judaism Relationship with God DT bridges	Plants and the environment Ancient Egyptians Christianity – Easter	Light and sound Alternative world views Earthquakes and volcanoes DT textile design	Rocks and fossils – Mary Anning Ancient Greeks Islam Art – printing

How can you support your child at home?

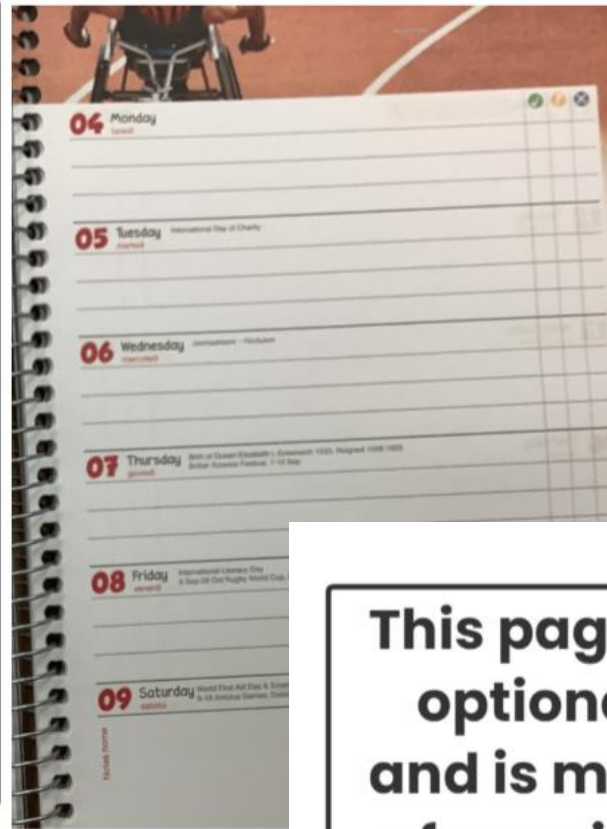
- Children are encouraged to practise their times tables daily using Times Table Rockstars
- Children are expected to read at least 4 times per week and have their reading recorded in their planner/reading diary. The class teacher will record the number of times a child has read each week and this will inform raffle tickets (awarded for each child who has read 4 times in a week) and karate reading bands.
- A home learning project will be set by teachers on Seesaw at the beginning of each term linked to a class topic. Towards the end of term, there will be a home learning celebration in the hall where parents/carers can view projects from every year group.
- Children in KS2 will bring home weekly spelling lists to practise and complete a weekly test within school.
- Year 5 and 6 children will bring home weekly English or Maths home learning in a home work book.

Please record any reading that your child does at home on the 'diary' pages.

(Name of book, pages read and parent signature/initials)

These diary pages will be checked every Monday and signed by a teacher.

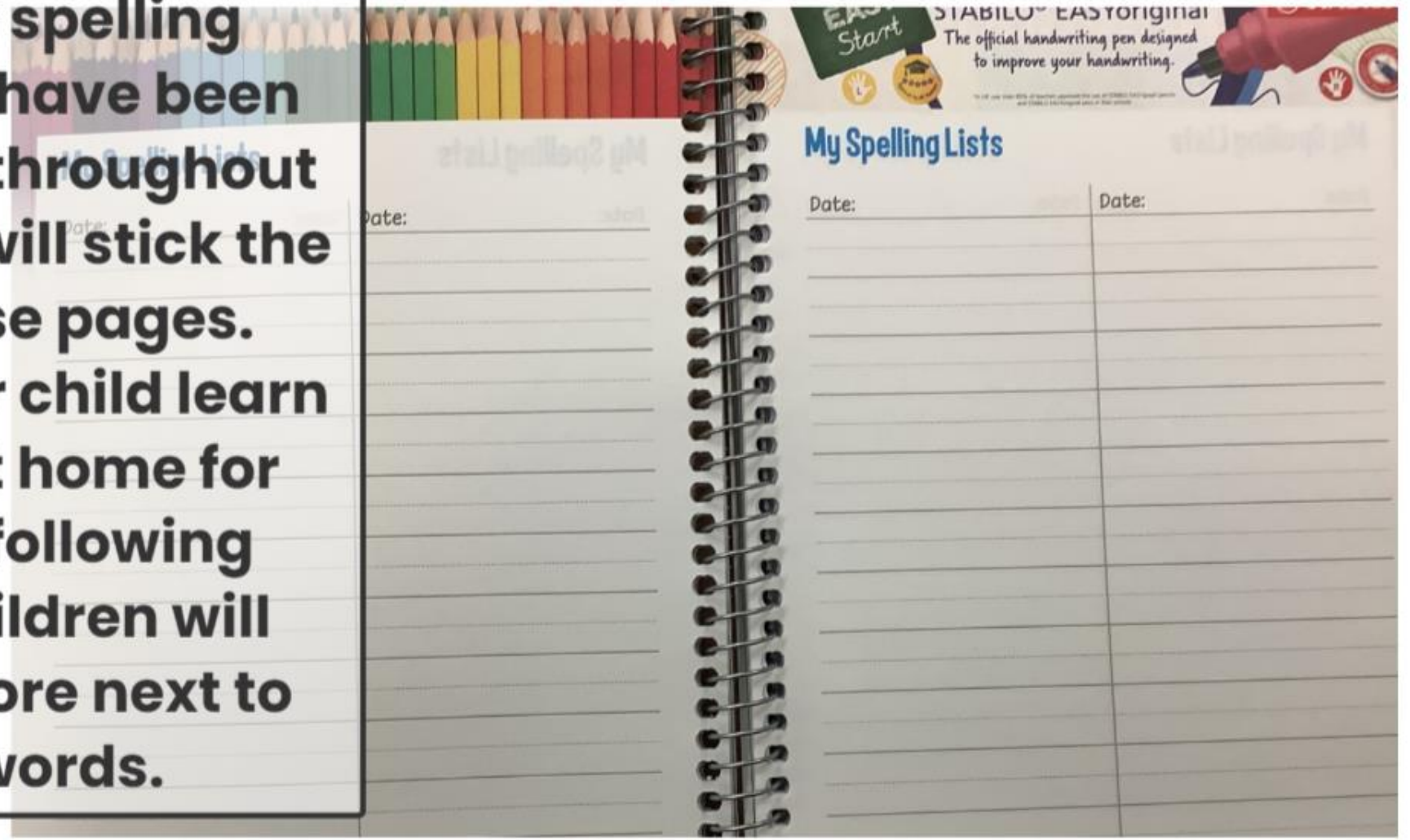
Children will get a raffle ticket and a tick towards karate reading bands for 4 reads within a week.



This page is optional and is more of a review section rather than for recording daily reading.



On Fridays, children will be given a list of spelling words that will have been taught in class throughout the week. They will stick the words on these pages. Please help your child learn these words at home for their test the following Friday. The children will record their score next to the list of words.



Termly overview of learning

As geographers we will ...

- Explore our 'wonderful world'
- Local area and national parks.
- Describe what a national park is and locate them on UK maps.
- Describe the Brecon Beacons
- Learn how to read ordnance survey maps
- Use a local map/map of the Brecon Beacons to locate local features.
- Describe what a mire is (Dartmoor)
- Describe the location of a local protected area. Use maps, aerial photographs etc. to locate a local protected area.



Year 3 Term 1 Wonderful World



Class texts:



As musicians we will...

- Be learning to play the recorder

As philosophers we will...

- focus on Christianity exploring gospels – what kind of world did Jesus want?

As computer scientists we will...

- Explore how computers are connected (networks)
- Understand features of the internet

As a class we will ...

- Learn about 'Being me in my world'

As athletes we will ...

- Learn new gymnastic skills (Tues)
- Develop tennis skills (Fri)

As designers we will ...

- Design and create our own pizzas

As linguists we will ...

- Learn greetings, numbers to 10, colours and days of the week.

As writers we will ...

- Expand nouns with adjectives and adverbs
- Use a or an correctly
- Use conjunctions
- Use prepositional phrases
- Use inverted commas in speech
- Use apostrophes for possession and commas in lists
- Use rhetorical questions
- Use adverbs to express time and place
- Use pronouns
- Use heading, sub-headings and captions
- Use paragraphs
-

In order to create our own.....


- Sequel
- Non-chronological report

As mathematicians we will ...

- Representing numbers to 100 and 1000 in different ways
- Understanding the place value of numbers up to 1000.
- Compare and order numbers
- Add and subtract 1, 10 and 100.
- Adding and subtracting numbers.

As scientists we will ...

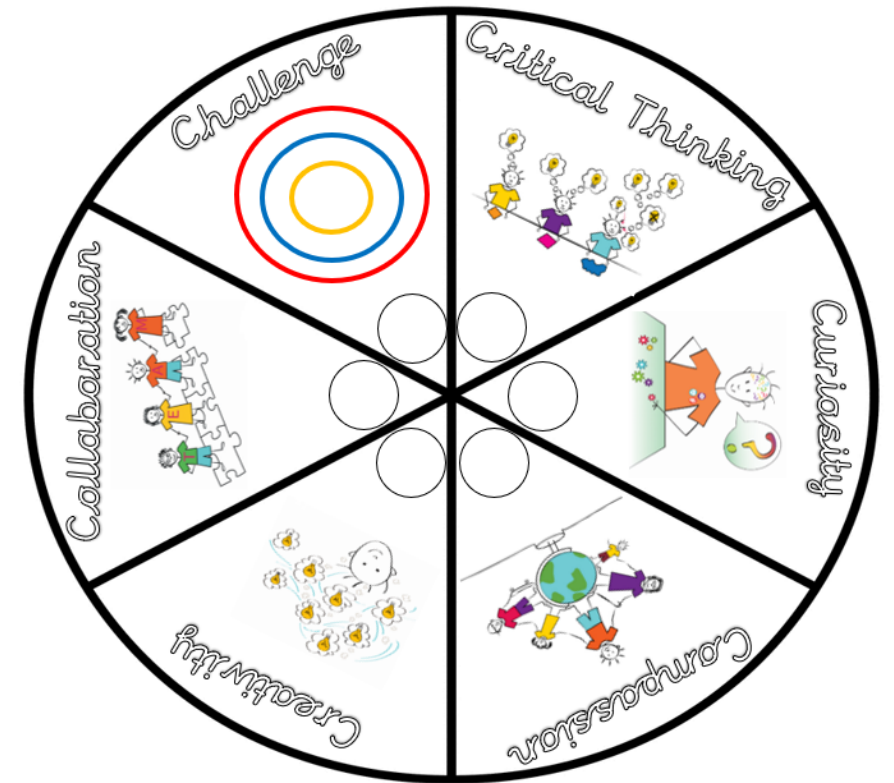
- Identify components of a circuit
- Exploring switches in a circuit
- Complete circuits with missing components
- Describe appliances that run on electricity
- Identify insulators and conductors



Wansdyke Learning Behaviours

Our learning behaviours (referred to as the 6Cs) are curiosity, creativity, critical thinking, collaboration, compassion and challenge. Evidence suggests the use of 'metacognitive strategies' – which get pupils to think about their own learning – can be worth the equivalent of an additional +7 months' progress when used well. The learning behaviours will be referred to in all lessons to celebrate positive approaches to learning across the school.

Each child will have a learning wheel, with 6 sections for the 6 behaviours, on display in the classroom. Pupils need 3 signatures for each behaviour to complete their learning wheel. If this happens, they will be promoted to a bronze wheel, then silver and so on. Completed wheels will be laminated and sent home as a certificate of completion.



Highlights of this upcoming year!

- **Possible** school trips this year may be; Cheddar caves linked to Stone Age, Local walk/church visit. These will be confirmed and details communicated ASAP.
- Curriculum highlights; Gym terms 1&2, swimming in terms 5&6, tennis in terms 5&6, recorders once a week.
- Children's Leadership roles- what might children in this year group be able to do? e.g. Green Team, School Council, Travel team, Young Minds.

Communication

Class Teachers will be visible at the end of the school day to say hello to and if you need to, speak with

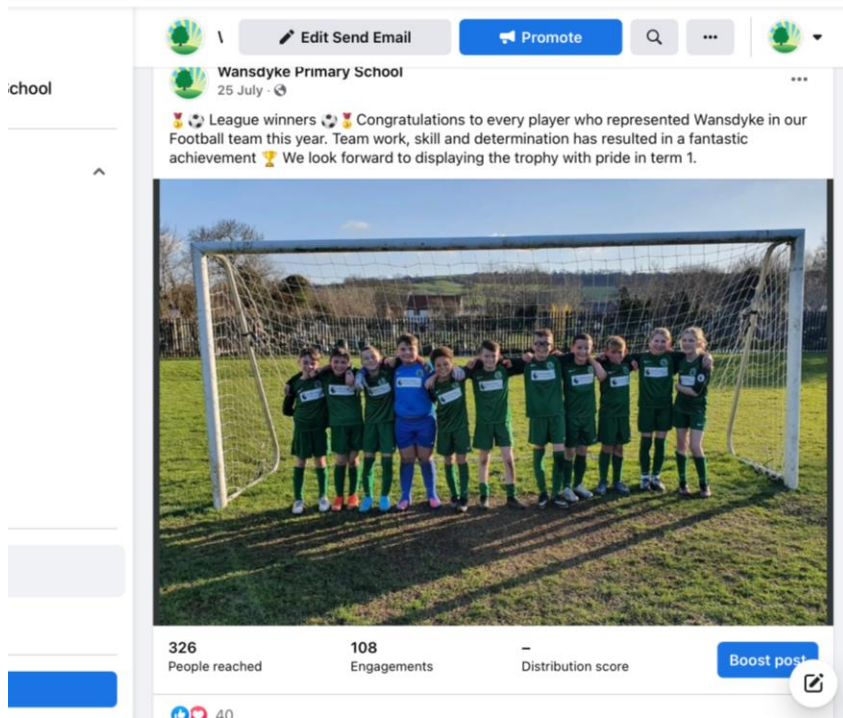
If you feel a longer or more private conversation is appropriate, please arrange a conversation in person or on the phone with the school office

A member of staff will be visible at drop-off each morning

A whole school newsletter will be shared every few weeks to share highlights and key information

Teachers will use Seesaw to communicate class information

Social Media (Facebook and Twitter) and our school website will be used to celebrate successes and share key information



0117
office@wansdykes



Thank you for
your time.
Do you have
any questions?

